



VENT-FREE FIREPLACES

Boulevard VFLB48SP

Spec Sheet



ACTUAL DIMENSIONS

54 3/16" W x 41 1/2" H x 11 3/4" D

INCLUDES

- Thermostat Remote (IP Models)
- Fine Mesh Barrier Screen

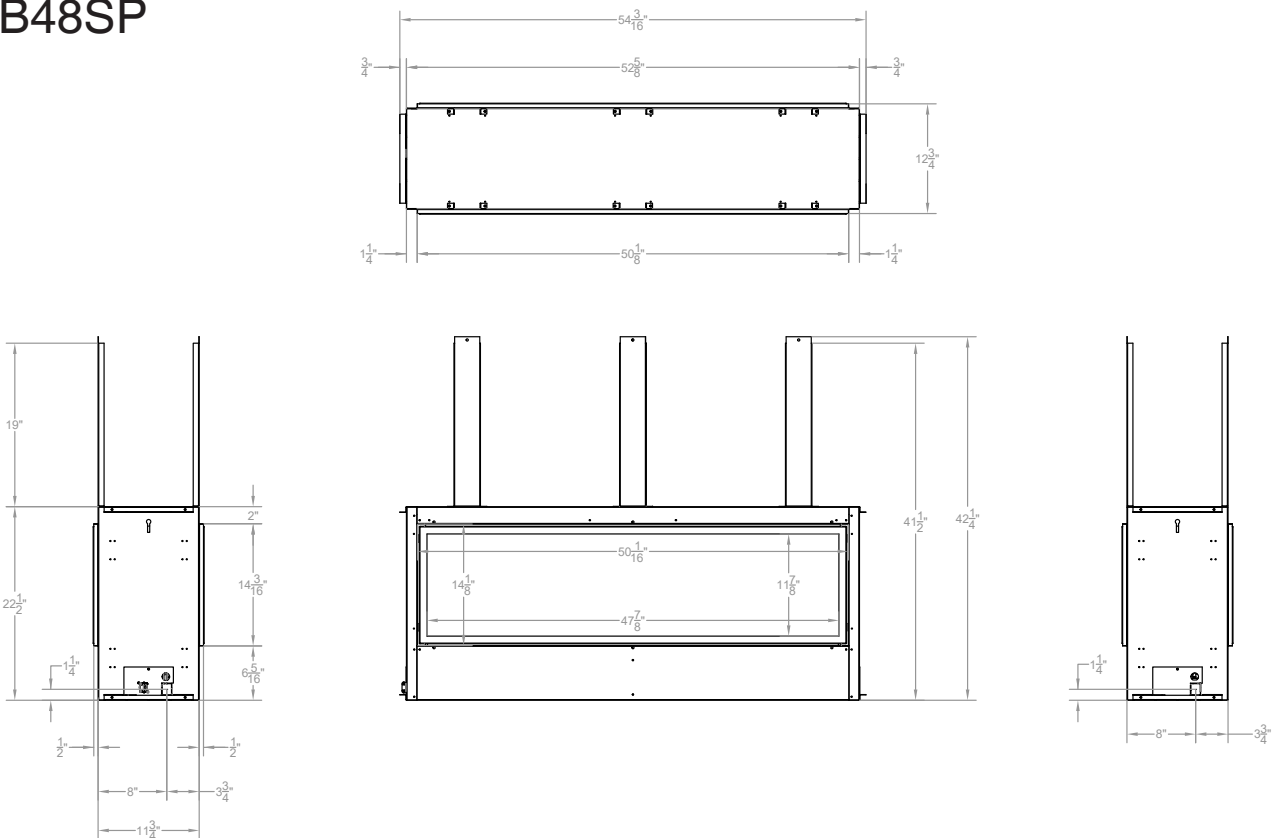
TECHNICAL INFORMATION

- Maximum heat output: 36,000 BTUs (LP, Nat)
- Weight: 152 lbs.
- Type of Gas: LP or Natural
- Ignition Systems: Intermittent Pilot
- Iron Pipe Size: 1/2-inch

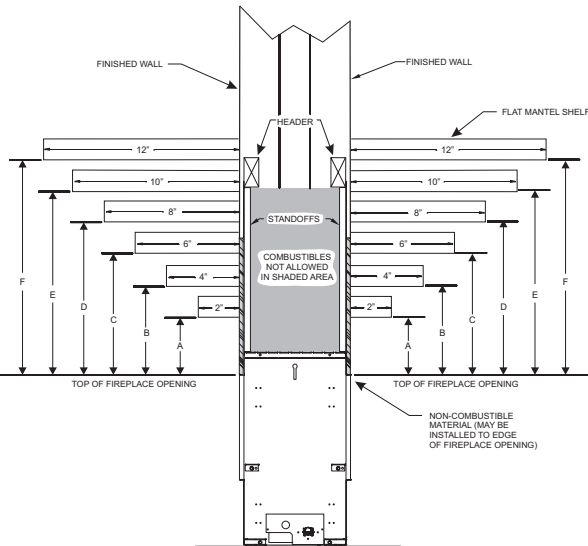
FIELD INSTALLED ACCESSORIES

- Liner with Burner Cover: Black Porcelain
- Ceramic Fiber Driftwood log and rock set
- Light Kit
- Decorative Media
- Decorative Fronts: 3/4-inch or 1-1/2-inch Matte Black

VFLB48SP



Clearances



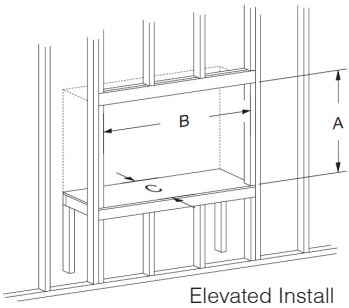
Clearances (in inches)	
A	18
B	20
C	22

Clearances (in inches)	
D	24
E	26
F	28

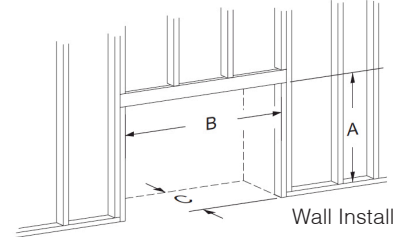
Framing Dimensions (in inches)

A	41 5/8
B	54 1/2
C	12*

*Varies per install. See manual.



Elevated Install



Wall Install

Empire is committed to continuous product improvement; specifications are subject to change without notice. Dimensions in this brochure are approximate; read and follow the framing dimensions in the owners manual supplied with your Empire product. Flame size, shape, and color will vary from photos. Our mantels feature natural veneers and hand-rubbed finishes – wood grain and color will vary. Adjust light levels and use "natural light" incandescent bulbs to enhance the dramatic look for your wooden mantel.

Member of the following industry associations:



This appliance is design-certified to the ANSI standard by:



SINCE 1932

Empire Comfort Systems Inc.
918 Freeburg Ave.
Belleville, IL 62220-2623
info@empirecomfort.com
02/19

The Empire Comfort Systems and White Mountain Hearth names and logos are registered U.S. trademarks.